


Lensco-The Lens Company
Balance Sheet as at 31 March 2025

	Notes	As at 31 Mar 2025	As at 31 March 2024
ASSETS			
Non-current assets			
Property, plant and equipment	6	14,435,932	10,588,021
Other non-current assets	7	320,468	312,550
Total non-current assets		14,756,400	10,900,571
Current assets			
Inventories	8	185,080,022	127,966,479
Financial assets			
Trade receivables	9	59,609,856	54,743,637
Cash and cash equivalents	10	18,802,005	12,676,108
Other current assets	11	2,400,581	2,411,359
Total current assets		265,892,464	197,797,583
Total assets		280,648,864	208,698,154
EQUITY AND LIABILITIES			
Equity			
Equity share capital	12	717,851	700,111
Other equity	13	66,321,560	74,866,733
Total equity		67,039,411	75,566,844
Liabilities			
Non-current liabilities			
Financial liabilities			
Borrowings	14	6,450,870	-
Employee benefit obligations	15	-	-
Total non-current liabilities		6,450,870	-
Current liabilities			
Financial liabilities			
Borrowings	16	7,649,776	-
Trade payables	16	-	-
i) total outstanding dues of micro enterprises and small enterprises		-	-
ii) total outstanding dues of creditors other than micro enterprise and small enterprise		196,163,050	133,109,336
Other financial liabilities	17	3,345,757	3,191
Other current liabilities	18	-	18,783
Total current liabilities		207,158,583	133,131,310
Total liabilities		213,609,453	133,131,310
Total equity and liabilities		280,648,864	208,698,154



Dinesh Heda
Proprietor
Membership No. 48860


Place : Mapusa - Goa
Date : 23 May 2025

Handwritten signature of Gaurav Gupta
Gaurav Gupta
CEO



Lensco-The Lens Company
Statement of Profit and Loss for the period ended 31 March 2025


	Notes	Period ended 31 Mar 2025	Year ended 31 March 2024
Income			
Revenue from operations	19	328,741,179	187,022,599
Other income	20	60,936	264,263
Total income		<u>328,802,115</u>	<u>187,286,862</u>
Expenses			
Cost of material consumed	21	-	-
Purchase of Stock-in-trade	22	297,406,276	131,835,509
Changes in inventories of finished goods, stock-in-trade and work-in-progress	23	(57,113,543)	10,848,819
Employee benefits expense	24	34,912,807	19,585,980
Finance costs	25	5,459,316	2,495,257
Depreciation and amortization expense	26	1,166,269	1,103,717
Other expenses	27	53,493,871	28,346,656
Total expenses		<u>335,324,996</u>	<u>194,215,938</u>
Profit /(Loss) before exceptional items and tax		(6,522,881)	(6,929,076)
Exceptional items	28	-	-
Profit /(Loss) before tax		<u>(6,522,881)</u>	<u>(6,929,076)</u>
Tax expense			
Current tax	29	-	-
Deferred tax	29	-	-
Total income tax expense		<u>-</u>	<u>-</u>
Profit for the period		<u>(6,522,881)</u>	<u>(6,929,076)</u>
Other comprehensive income			
<i>Items that will be reclassified subsequently to profit or loss</i>			
Net (loss)/gain on FVTOCI debt securities		-	-
Income tax effect		-	-
Exchange differences on translation of foreign operations		-	-
Income tax effect		-	-
<i>Items that will not be reclassified to profit or loss</i>			
Net (loss)/gain on FVTOCI equity Securities		-	-
Remeasurement of net defined benefit liability		-	-
Income tax effect		-	-
Other comprehensive income for the year, net of tax		<u>-</u>	<u>-</u>
Total comprehensive income for the year		<u>(6,522,881)</u>	<u>(6,929,076)</u>





Dinesh Heda
Proprietor
Membership No. 48860

Place : Mapusa - Goa
Date : 23 May 2025





Gaurav Gupta
CEO

Lensco-The Lens Company
Statement of changes in equity for the period ended 31 March 2025

(A) Equity share capital


Equity shares of [Face value] each issued, subscribed and fully paid
Opening
Add: issue during the year
Closing

	As at 31 Mar 2025		As at 31 March 2024	
	Amount	No. of shares	Amount	No. of shares
Opening	717,851	168	700,111	168
Add: issue during the year	-	-	-	-
Closing	717,851	168	700,111	168

(B) Other equity

	Reserve and surplus		Items of OCI			Total
	Securities premium	Retained earnings	FVTOCI Reserve	FVTOCI Reserve	FCTR	
Balance as at 1st April 2023	55,555,060	43,853,299	-	-	(16,795,022)	82,613,337
Profit /Loss for the year	-	-6,929,076	-	-	-	-6,929,076
Other comprehensive income	-	-	-	-	-	-
Foreign currency translation reserve	834,740	406,560	-	-	(2,058,828)	(817,528)
Total other comprehensive income for the year	56,389,800	37,330,783	-	-	(18,853,850)	74,866,733
Balance as at 31 March 2024	56,389,800	37,330,783	-	-	(18,853,850)	74,866,733

	Reserve and surplus		Items of OCI			Total
	Securities premium	Retained earnings	FVTOCI Reserve	FVTOCI Reserve	FCTR	
Balance as at 1st April 2024	56,389,800	37,330,783	-	-	(18,853,850)	74,866,733
Profit for the period	-	(6,522,881)	-	-	-	(6,522,881)
Other comprehensive income	-	-	-	-	-	-
Foreign currency translation reserve	1,428,831	468,174	-	-	(3,919,297)	(2,022,292)
Total other comprehensive income for period	57,818,631	31,276,076	-	-	(22,773,147)	66,321,560
Balance as at 31 March 2025	57,818,631	31,276,076	-	-	(22,773,147)	66,321,560


Dinesh Heda
Proprietor
Membership No. 48860




Gaurav Gupta
CEO



Place : Mapusa - Goa
Date : 23 May 2025


Lensco-The Lens Company

Notes forming part of the Financial Statements for the period ended 31 March 2025
(Amount in INR thousands, unless otherwise stated)

6 Property, plant and equipment

	Gross block				Depreciation					Net block		
	As at 1 April 2024	Additions	Deduction	Foreign exchange Adjustment	As at 31 March 2025	As at 1 April 2024	For the year	Deductions	Foreign exchange Adjustment	As at 31 March 2025	As at 31 March 2025	As at 31 March
Owned assets												
Leasehold Improvement	4,058,312	-	205,613	102,831	3,955,530	1,820,769	100,756	205,613	46,135	1,762,047	2,193,484	2,23
Office Equipment	4,316,677	591,714	451,733	109,378	4,566,035	2,923,989	250,824	451,733	74,089	2,797,169	1,768,867	1,39
Furniture and Fixtures	6,740,901	4,166,455	85,458	170,804	10,992,702	4,221,923	552,458	85,458	106,981	4,795,904	6,196,798	2,51
Motor Vehicle	11,383,719	-	6,182,151	288,446	5,490,014	6,944,907	274,501	6,182,151	175,973	1,213,231	4,276,783	4,43
Total	26,499,609	4,758,169	6,924,955	671,459	25,004,281 #	15,911,587	1,178,539	6,924,955	403,179	10,568,350 #	14,435,932	10,58

	Gross block				Depreciation					Net block		
	1st April 2023	Additions	Deduction	Foreign exchange Adjustment	As at 31 March 2024	1st April 2023	For the year	Deductions	Foreign exchange Adjustment	As at 31 March 2024	As at 31 March 2024	As at 31 Mar
Owned assets												
Leasehold Improvement	3,998,237	-	-	60,075	4,058,312	1,698,460	97,595	-	24,714	1,820,769	2,237,543	2,29
Office Equipment	3,804,511	453,749	-	58,417	4,316,677	2,682,387	194,402	-	47,200	2,923,989	1,392,688	1,12
Furniture and Fixtures	6,642,349	-	-	98,552	6,740,901	3,621,448	545,819	-	54,655	4,221,923	2,518,978	3,02
Motor Vehicle	11,215,205	-	-	168,514	11,383,719	6,578,901	265,900	-	100,105	6,944,907	4,438,812	4,63
Total	25,660,302	453,749	-	385,558	26,499,609	14,581,196	1,103,717	-	226,674	15,911,587	10,588,021	11,07



7 Financial Assets- Investments

31 Mar 2025 31 March 2024

Investment in equity instruments (fully paid-up)

Unquoted equity shares

Lensco-The Lens Company, USA

GKB FZC, Sharjah

Total (equity instruments)

	31 Mar 2025	31 March 2024
Investment in equity instruments (fully paid-up)		
Unquoted equity shares		
Lensco-The Lens Company, USA		
GKB FZC, Sharjah		
Total (equity instruments)		



A handwritten signature in blue ink, appearing to be "Divesh Heda", written over the professional seal.




Lensco-The Lens Company

Notes forming part of the Financial Statements for the period ended 31 March 2025

(Amount in INR thousands, unless otherwise stated)

	31 Mar 2025	31 March 2024
7 Other non-current assets		
Security Deposits	320,468	312,550
Capital Advances	-	-
Total other non-current other assets	320,468	312,550
8 Inventories*		
	31 Mar 2025	31 March 2024
Raw material in stock (At cost)	-	-
Raw material in transit	-	-
Work in progress in stock (At cost)	-	-
Finished goods in stock (At lower of cost and net realizable value)	185,080,022	127,966,479
Finished goods in transit (At lower of cost and net realizable value)	-	-
Store and spares parts including packing material (At cost)	-	-
	185,080,022	127,966,479
9 Trade receivable		
	Non-Current	Current
	31 Mar 2025	31 March 2024
Secured, considered good	-	-
Unsecured	-	-
-Considered good	-	59,609,856
-Considered doubtful	-	54,743,637
Less-Allowance for bad and doubtful debts	-	12,420,702
	39,609,856	54,743,637
10 Cash and cash equivalents		
Balances with banks:	31 Mar 2025	31 March 2024
On current accounts	18,802,005	12,676,108
	18,802,005	12,676,108
11 Other current assets		
	31 Mar 2025	31 March 2024
Advance recoverable in kind	668,160	-
Balance with service tax authorities	-	-
Prepaid expense	-	-
Balance with tax authorities	1,732,421	2,411,359
Total	2,400,581	2,411,359



[Handwritten Signature]



Lensco-The Lens Company

Notes forming part of the Financial Statements for the period ended 31 March 2025

(Amount in INR thousands, unless otherwise stated)

12 Share capital

(a) Equity shares

Authorized

168 equity shares

Issued, subscribed and paid up

168 equity shares of Rs.4,279.02 each

Total

	31 Mar 2025	31 March 2024
Authorized		
168 equity shares	717,851	700,111
Issued, subscribed and paid up	717,851	700,111
168 equity shares of Rs.4,279.02 each		
Total	717,851	700,111

(a) Reconciliation of equity shares outstanding at the beginning and at the end of the year

Outstanding at the beginning of the year
Add: Issued during the year
Add/Less: Foreign currency translation adjustment
Outstanding at the end of the year

31 Mar 2025		31 March 2024	
Number of sha	Amount	Number of shares	Amount
168	700,112	168	689,748
-	-	-	-
-	17,740	-	10,364
168	717,852	168	700,112

(b) Rights, preferences and restrictions attached to shares

Equity Shares: The Company has only one class of equity shares having par value of [Face value] per share. Each shareholder is entitled to one vote per share held. Dividend if any declared is payable in Indian Rupees. The dividend proposed by the Board of Directors is subject to the approval of the shareholders in the ensuing Annual General Meeting. In the event of liquidation of the company, the holders of equity shares will be entitled to receive remaining assets of the company, after distribution of all preferential amounts. The distribution will be in proportion to the number of equity shares held by the shareholders.

(d) Details of shares held by shareholders holding more than 5% of the aggregate shares in the Company

Name of the shareholder

31 Mar 2025

31 March 2024

Name of the shareholder	31 Mar 2025		31 March 2024	
	Number of shares	% of holding in the class	Number of shares	% of holding in the class
GKB Ophthalmics. Ltd	100	60%	100	60%
K.G Gupta	17	10%	17	10%
Veena Gupta	17	10%	17	10%
Gaurav Gupta	17	10%	17	10%
Vikram Gupta	17	10%	17	10%

(e) No class of shares have been issued as bonus shares or for consideration other than cash by the Company during the period of five years immediately preceding the current year end.

(g) No class of shares have been bought back by the Company during the period of five years immediately preceding the current year end.

13 Other equity

(A) Securities premium (SP)*

Opening balance
Add : Securities premium credited on share issue
Add/(Less): Foreign currency translation adjustment
Closing balance

	31 Mar 2025	31 March 2024
Opening balance		
Add : Securities premium credited on share issue	56,389,800	55,555,060
Add/(Less): Foreign currency translation adjustment		
Closing balance	1,428,831	834,740
	57,818,631	56,389,800

(B) Surplus/(deficit) in the Statement of Profit and Loss

Opening balance
Add: Net loss/profit for the current year
Add/(Less): Foreign currency translation adjustment
Closing balance

	31 Mar 2025	31 March 2024
Opening balance		
Add: Net loss/profit for the current year	37,330,783	43,853,299
Add/(Less): Foreign currency translation adjustment	(6,522,881)	(6,929,076)
Closing balance	468,174	406,560
	31,276,076	37,330,783

(C) Foreign Currency Translation Reserve

-As at beginning of year
-Addition/(deletion) during the period
Closing balance

	31 Mar 2025	31 March 2024
-As at beginning of year	(18,853,850)	(16,795,022)
-Addition/(deletion) during the period	(3,919,297)	(2,058,828)
Closing balance	(22,773,147)	(18,853,850)



Total other equity (A+B+C)

	66,321,560	74,866,733
--	------------	------------

14 Non-current borrowings

Term loan
Total Non-current borrowings

	31 Mar 2025	31 March 2024
Term loan	6,450,870	-
Total Non-current borrowings	6,450,870	-



	31 Mar 2025	31 March 2024
16 Short-term borrowings		
Unsecured loan		
Loan from related party		
Unsecured, Loans from related parties	7,649,776	-
Total short-term borrowings		
	(i)	
	<u>7,649,776</u>	<u>-</u>


	Non - Current		Current	
	31 Mar 2025	31 March 2024	31 Mar 2025	31 March 2024
16 Trade payables				
Total outstanding dues of micro enterprises and small enterprises	-	-	-	-
Total outstanding dues of creditors other than micro enterprises and small enterprises*	-	-	196,163,050	133,109,336
Total trade payables (ii)	<u>-</u>	<u>-</u>	<u>196,163,050</u>	<u>133,109,336</u>

Disclosure relating to suppliers registered under MSME Act based on the information available with the Company:

Particulars	Current		
	31 Mar 2025	31 March 2024	-
(a) Amount remaining unpaid to any supplier at the end of each accounting year:			
Principal			
Interest			
Total			
(b) The amount of interest paid by the buyer in terms of section 16 of the MSME Act, along with the amount of the payment made to the supplier beyond the appointed day during each accounting year.			
(c) The amount of interest due and payable for the period of delay in making payment (which have been paid but beyond the appointed day during the year) but without adding the interest specified under the MSME Act.			
(d) The amount of interest accrued and remaining unpaid at the end of each accounting year.			
(e) The amount of further interest remaining due and payable even in the succeeding years, until such date when the interest dues above are actually paid to the small enterprise, for the purpose of disallowance of a deductible expenditure under section 23 of the MSME Act.			

	31 Mar 2025	31 March 2024
17 Other financial liabilities		
Creditors for capital goods		
Incentive payable		
Employee Benefits payable:	3,012,546	3,191
Interest payable on loan	28,201	-
Total other financial liabilities	<u>3,040,747</u>	<u>3,191</u>

	31 Mar 2025	31 March 2024
18 Other current liabilities		
Revenue received in advance		
Statutory due payable		
Advance from customer		-12
Employee benefits payable		18,795
Accrued Export Freight Charges		
Accrued Inward Freight Charges		
Dividend payable		
Total other current liabilities	<u>-</u>	<u>18,783</u>



James



Lensco-The Lens Company

Notes forming part of the Financial Statements for the period ended 31 March 2025
(Amount in INR thousands, unless otherwise stated)

	31 Mar 2025	31 March 2024
19 Revenue from operations		
Sale of goods (inclusive of excise duty)	328,741,179	187,022,599
Sale of services	-	-
Total revenue from operations	328,741,179	187,022,599
20 Other income		
Commission on sale	-	-
Liabilities written back	-	11,237
Miscellaneous income	60,936	253,026
Total other income	60,936	264,263
21 Cost of Raw Material Consumed		
Inventory at the beginning of the year	31 Mar 2025	31 March 2024
Add: Purchases	-	-
Less: Inventory at the end of the year	-	-
	-	-
	-	-
	-	-
22 Purchase of Stock-in-trade		
Purchases	31 Mar 2025	31 March 2024
	297,406,276	131,835,509
	297,406,276	131,835,509
23 Changes in inventories of finished goods, stock-in-trade and work-in-progress		
Inventories at the beginning of the year	31 Mar 2025	31 March 2024
-Finished goods	-	-
-Work-in-progress	-	-
-Stock-in-trade	127,966,479	138,815,298
	127,966,479	138,815,298
Less: Inventories at the end of the year		
-Finished goods	-	-
-Work-in-progress	-	-
-Stock-in-trade	185,080,022	127,966,479
	185,080,022	127,966,479
Net decrease/ (increase)	-57,113,543	10,848,819
Add: Increase decrease in excise duty on closing stock	-	-
	313,046,501	266,781,777
24 Employee benefits expense		
Salaries, wages, bonus and other allowances	31 Mar 2025	31 March 2024
Contribution to Provident Fund and ESI	34,501,296	19,391,374
Gratuity and compensated absences expenses (Refer note 44)	-	-
Employee stock option scheme compensation (Refer note 45)	-	-
Staff welfare expenses	411,511	194,606
Total employee benefits expense	34,912,807	19,585,980



[Handwritten Signature]



	31 Mar 2025	31 March 2024
25 Finance costs		
Interest on borrowing	301,800	-
Interest on delay in payment of taxes	-	-
Bank Charges	5,157,516	2,495,257
Interest Expense on lease liability	-	-
Total finance costs	5,459,316	2,495,257
26 Depreciation and amortization expense		
Depreciation	1,166,269	1,103,717
Total depreciation and amortization expense	1,166,269	1,103,717
27 Other expenses		
Electricity and water	477,220	442,871
Rent	12,908,559	11,209,135
Repairs and maintenance - others	1,828,475	639,564
Rates and taxes	1,845,651	1,167,330
Travel and conveyance	1,233,801	1,423,623
Freight & Forwarding	2,268,090	911,489
Packing Material	545,715	356,545
Printing & Stationery	482,518	330,090
Communication, broadband and internet expenses	595,863	544,315
Legal and professional charges	1,816,120	1,035,954
Audit fees	245,221	-
Advertisement	4,538,216	3,960,500
Bad Debts	15,329,453	-
Commission	3,982,628	2,592,651
Miscellaneous expenses	2,999,386	1,641,427
Insurance	2,396,955	2,091,162
Books and periodicals	-	-
Total other expenses	53,493,871	28,346,656



[Handwritten Signature]

