

GKB VISION LTD

TECHNICAL DATA SHEET

DRAWING NUMBER:GKB/V/B/F/02

PRODUCT FAMILY :1.5 C28 70/76MM

GKB VISION LTD

**TECHNICAL DATA
SHEET**

DRAWING NO:GKB/V/B/F/02

AMENDMENT RECORD

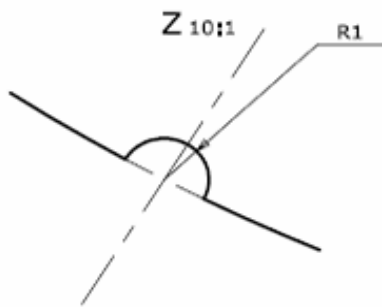
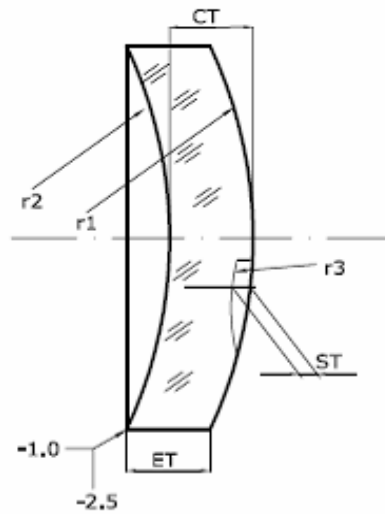
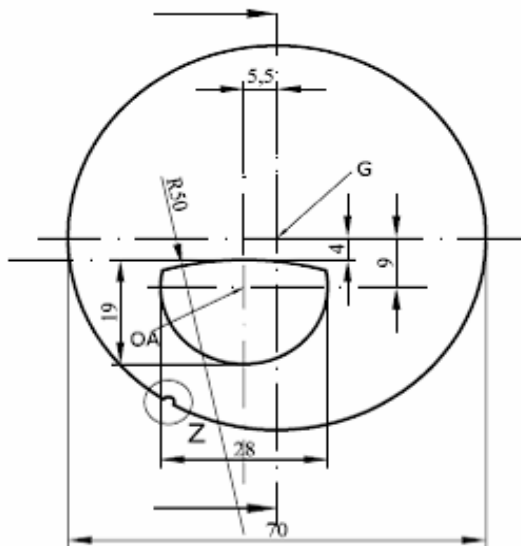
Sr. No.	Document No with old Issue No.	Details of Amendment	Reasons for making the change	New issue No with Effective Date

Prepared by

Approved by

Page 1 of 1

RevNo	Revision note	Date	Signature	Checked



G geometrical center
 OA optical center addition

r1 convex radius
 r2 concave radius
 r3 countersink radius

ST segment thickness
 CT thickness in geometrical center

TOLERANCES AS PER /ISO/DIN/10322-1

ET edge thickness

NOTE : ALL DIMENSIONS IN mm

Drawn by VISHAL/NEWTON	Approved by - M. NAIK	File name	Date-6/11/2009	Scale 1:1
GKB VISION LTD		C 28 70 / 76mm		
		DWG_NO = GKB/V/B/F/02	Rev No : 00	

NAME OF THE PRODUCT : C28 70/76 MM
DRAWING NO : GKB/V/B/F/02

ACTUAL FRONT AND BACK CURVE RADIUS

BASE	r1-RADIUS CX(mm)	TRUE CURVE(dpt)	INNER CURVE(dpt)	r2-RADIUS CV(mm)
2.00	265.00	2.00	-6.00	88.33
4.25	127.71	4.15	-6.00	88.33
6.25	85.48	6.20	-6.00	88.33
8.25	65.48	8.09	-6.00	88.33

REVISION NO:00
DATE: 06/11/09

GKB VISION LTD

GKB/V/B/F/02
PAGE 2 OF 5

BLANK THICKNESS [mm]

**C28 70/76mm
SEMIFINISHED**

**mineral 1.525
WHITE, PBX, PGX**

Addition Power [dpt]	Parameter	BASE					
		0.50	2.00	4.25	6.25	8.25	10.25
0.50	CT/ET						
0.75	CT/ET		8.9/13.8	7.7/10.0	7.3/7.0	9.4/6.5	
1.00	CT/ET		8.5/13.4	7.6/9.9	7.2/6.9	8.9/6.0	
1.25	CT/ET		8.7/13.6	7.5/9.8	7.6/7.3	8.9/6.0	
1.50	CT/ET		8.9/13.8	7.7/10.0	7.3/7.0	9.4/6.5	
1.75	CT/ET		8.8/13.7	7.6/9.9	7.3/7.0	9.4/6.5	
2.00	CT/ET		8.8/13.7	7.6/9.9	7.2/6.9	8.9/6.0	
2.25	CT/ET		8.9/13.8	7.3/9.6	7.0/6.7	8.9/6.0	
2.50	CT/ET		8.8/13.7	7.6/9.9	6.9/6.6	8.9/6.0	
2.75	CT/ET		8.6/13.5	7.6/9.9	6.7/6.4	8.7/5.8	
3.00	CT/ET		8.6/13.5	7.4/9.7	6.6/6.3	8.6/5.7	
3.25	CT/ET		8.4/13.3	7.3/9.6	6.9/6.6	8.4/5.5	
3.50	CT/ET		8.4/13.3	7.2/9.5	6.8/6.5	8.3/5.4	
3.75	CT/ET		8.1/13.0	7.1/9.4	6.7/6.4	8.1/5.2	
4.00	CT/ET		7.9/12.8	7.0/9.3	6.6/6.3	8.6/5.7	
4.50	CT/ET						
5.00	CT/ET						
5.50	CT/ET						
6.00	CT/ET						

CT: Center thickness
ET: Edge thickness

REVISION NO:00
DATE :06/11/2009

GKB VISION LTD

GKB/V/B/F/02
page 3 of 5

MAXIMUM SEGMENT THICKNESS[mm]

**C28 70/76mm
SEMIFINISHED**

**mineral 1.525
WHITE,PBX,PGX**

Addition Power [dpt]	BASE					
	0.50	2.00	4.25	6.25	8.25	10.25
0.50						
0.75		1.3	1.3	1.3	1.3	
1.00		0.9	1.7	1.7	1.7	
1.25		1.1	1.1	1.1	2.1	
1.50		1.3	1.3	1.3	1.3	
1.75		1.5	1.5	1.5	1.5	
2.00		1.3	1.7	1.7	1.7	
2.25		1.4	1.9	1.9	1.9	
2.50		1.6	1.5	2.1	2.1	
2.75		1.7	1.7	2.3	2.2	
3.00		1.9	1.9	2.5	2.5	
3.25		2.1	2.0	2.0	2.6	
3.50		2.2	2.2	2.2	2.9	
3.75		2.3	2.3	2.3	3.1	
4.00		2.5	2.5	2.5	2.5	
4.50						
5.00						
5.50						
6.00						

REVISION NO:00
DATE :06/11/2009

GKB VISION LTD

**GKB/V/B/F/02
PAGE 4 OF 5**

REFRACTIVE INDEX SEGMENT

**C28 70/76mm
SEMIFINISHED**

**mineral 1.525
WHITE,PBX,PGX**

Addition Power [dpt]	BASE					
	0.50	2.00	4.25	6.25	8.25	10.25
0.50						
0.75		1.591	1.591	1.591	1.591	
1.00		1.657	1.591	1.591	1.591	
1.25		1.657	1.657	1.657	1.591	
1.50		1.657	1.657	1.657	1.657	
1.75		1.657	1.657	1.657	1.657	
2.00		1.706	1.657	1.657	1.657	
2.25		1.706	1.657	1.657	1.657	
2.50		1.706	1.706	1.657	1.657	
2.75		1.706	1.706	1.657	1.657	
3.00		1.706	1.706	1.657	1.657	
3.25		1.706	1.706	1.706	1.657	
3.50		1.706	1.706	1.706	1.657	
3.75		1.706	1.706	1.706	1.657	
4.00		1.706	1.706	1.706	1.706	
4.50						
5.00						
5.50						
6.00						

REVISION NO:00
DATE :06/11/2009

GKB VISION LTD

GKB/V/B/F/02
Page 5 of 5