



GKB Ophthalmics Ltd.

16-A, Tivim Industrial Estate, Mapusa, Goa 403 526 (INDIA)
CIN.: L26109GA1981PLC000469

Tel. : (91 832) 2257253 / 6714444

Fax : (91 832) 2257044

E-mail : gkbophthalmics@gkb.net

Website : www.gkb.net

Annexure I

FORM MGT-9

EXTRACT OF ANNUAL RETURN as on the financial year ended on 31.03.2021

[Pursuant to Section 92 (3) of the Companies Act, 2013 and Rule 12(1) of the Companies (Management and Administration) Rules, 2014]

I. REGISTRATION AND OTHER DETAILS :		
i.	CIN	: L26109GA1981PLC000469
ii.	Registration Date	: 10-12-1981
iii.	Name of the Company	: GKB OPHTHALMICS LIMITED
iv.	Category/Sub-category of the Company	: Company having share capital
v.	Address of the Registered office & contact details	: 16-A, Tivim Industrial Estate Mapusa – Goa, 403 526 Tel No. : (0832) 2257253/6714444 Fax No.: (0832) 2257044 Email : gkbophthalmics@gkb.net Website : www.gkb.net
vi.	Whether listed company	: Yes (Listed in Bombay Stock Exchange Ltd.)
vii.	Name, Address & Contact details of Registrar & Transfer Agent, if any	: Link Intime India Private Limited C 101, 247 Park, LBS Marg Vikhroli West, Mumbai - 400 083. Phone : + 91 022 49186000 Fax : + 91 002 49186060 Email : rnt.helpdesk@linkintime.co.in Web : www.linkintime.co.in


II. PRINCIPAL BUSINESS ACTIVITIES OF THE COMPANY:

All the business activities contributing 10% or more of the total turnover of the company shall be stated:

Sl. No.	Name & Description of main products/services	NIC Code of the Product/Service	% to total turnover of the Company
I	Manufacture and Export of Ophthalmic Lenses	32507	100.00%

III. PARTICULARS OF HOLDING AND SUBSIDIARY COMPANIES:

Sl. No.	Name and Address of the Company	CIN/GLN	Holding/ Subsidiary/ Associate	% of Shares held	Applicable Section
1	GKB Ophthalmics Products FZE 250, M2 Warehouse A3-083 SAIF ZONE, P.O. Box.9089, Sharjah – U.A.E.	UIN: PJWAZ20040413	Subsidiary Company	100.00%	Section 2 (87)
2	GSV Ophthalmics Private Limited 16-A, Tivim Industrial Estate, Mapusa – Goa.	CIN: 36990GA2018PTC013725	Subsidiary Company	79.54%	Section 2 (87)



IV. SHARE HOLDING PATTERN (Equity Shares Capital Breakup as percentage of Total Equity)

(i) Category-wise Share Holding

Category of Shareholders	No. of shares held at the beginning of the year- 2020				No. of shares held at the end of the year – 2021				% Change during the year
	Demat	Physical	Total	% of Total Shares	Demat	Physical	Total	% of Total Shares	
A. Promoters & Promoter Group									
(1) Indian									
a) Individual/HUF	24,68,611	0	24,68,611	48.975	29,96,218	0	29,96,218	59.442	10.467
b) Central Govt	0	0	0	0	0	0	0	0	0
c) State Govt(s)	0	0	0	0	0	0	0	0	0
d) Bodies Corporates	0	0	0	0	0	0	0	0	0
e) Bank/FI	0	0	0	0	0	0	0	0	0
f) Any Other	0	0	0	0	0	0	0	0	0
SUB TOTAL : (A)(1)	24,68,611	0	24,68,611	48.975	29,96,218	0	29,96,218	59.442	10.467
(2) Foreign									
a) Individuals (Non-Resident Individuals/ Foreign Individuals)	0	0	0	0	0	0	0	0	0
b) Government	0	0	0	0	0	0	0	0	0
c) Bodies Corporates	0	0	0	0	0	0	0	0	0
d) Bank/FI Investor	0	0	0	0	0	0	0	0	0
e) Qualified Foreign Investors	0	0	0	0	0	0	0	0	0
f) Any Other	0	0	0	0	0	0	0	0	0
SUB TOTAL : (A)(2)	0	0	0	0	0	0	0	0	0
Total Shareholding of Promoters & Promoter Group (A)=(A)(1) + (A)(2)	24,68,611	0	24,68,611	48.975	29,96,218	0	29,96,218	59.442	10.467

Category of Shareholders	No. of shares held at the beginning of the year - 2020				No. of shares held at the end of the year - 2021				% Change during the year
	Demat	Physical	Total	% of Total Shares	Demat	Physical	Total	% of Total Shares	
B. Public Shareholding									
(1) Institutions									
a) Mutual Funds/UTI	0	0	0	0	0	0	0	0	0
b) Venture Capital Funds	0	0	0	0	0	0	0	0	0
c) Alternate Investment Funds	0	0	0	0	0	0	0	0	0
d) Foreign Venture Capital Investors	0	0	0	0	0	0	0	0	0
e) Foreign Portfolio Investor	1,00,000	0	1,00,000	1.984	1,00,000	0	1,00,000	1.984	0
f) Financial Institution/ Banks	19,600	0	19,600	0.388	19,600	0	19,600	0.388	0

g) Insurance Companies	0	0	0	0	0	0	0	0	0
h) Provident Funds/Pension Funds	0	0	0	0	0	0	0	0	0
i) Any Others (specify)	0	0	0	0	0	0	0	0	0
SUB TOTAL : (B)(1)	1,19,600	0	1,19,600	2.372	1,19,600	0	1,19,600	2.372	0
(2) Central Government/State Government(s)/President of India									
SUB TOTAL : (B) (2)	0	0	0	0	0	0	0	0	0
(3) Non-institutions									
a) Individuals									
i) Individual shareholders holding nominal share capital upto Rs. 1.00 lakh	3,44,374	58,525	4,02,899	7.993	3,68,029	58,525	4,26,554	8.462	0.469
ii) Individual shareholders holding nominal share capital in excess of Rs. 1.00 lakh	13,50,682	0	13,50,682	26.797	7,79,648	0	7,79,648	15.467	-11.330
(b) NBFCs registered with RBI	1000	0	1000	0.020	1500	0	1500	0.030	0.01
(c) Overseas Depositories(holding DRs) (balancing figure)	0	0	0	0	0	0	0	0	0
c) Any other (Specify)									
Hindu Undivided Family	70,587	0	70,587	1.400	68,420	0	68,420	1.358	-0.042
Foreign Companies	2,00,000	0	2,00,000	3.968	2,00,000	0	2,00,000	3.968	0
Non Resident Indians (Non Repat)	2,856	0	2,856	0.056	2,846	0	2,846	0.057	-0.001
Non Resident Indians (Repat)	67,882	0	67,882	1.347	66,893	0	66,893	1.327	-0.02
Clearing Member	24,601	0	24,601	0.488	2,895	0	2,895	0.057	-0.431
Bodies Corporate	3,31,862	0	3,31,862	6.584	3,76,006	0	3,76,006	7.460	0.876
SUB TOTAL : (B)(3)	23,93,844	58,525	24,52,369	48.653	18,66,237	58,525	19,24,762	38.186	-10.467
Total Public shareholding (B)=(B)(1) + (B)(2)+(B)(3)	25,13,444	58,525	25,71,969	51.025	19,85,837	58,525	20,44,362	40.558	-10.467
Total (A) + (B)	49,82,055	58,525	50,40,580	100.000	49,82,055	58,525	50,40,580	100.000	0.000
C. Non Promoter- Non Public									
(C1) Shares Underlying DRs	0	0	0	0	0	0	0	0	0
(1) Custodian/DR Holder	0	0	0	0	0	0	0	0	0
(C2) Shares Held by Employee Trust	0	0	0	0	0	0	0	0	0
(2) Employee Benefit Trust (under SEBI(Share based Employee Benefit)Regulations, 2014)	0	0	0	0	0	0	0	0	0
Grand Total (A+B+C)	49,82,055	58,525	50,40,580	100.000	49,82,055	58,525	50,40,580	100.000	0.000



(ii) Shareholding of Promoters:

Sl. No.	Shareholder's Name	Shareholding at the beginning of the year- 2020			Shareholding at the end of the year - 2021			% change in share holding during the year
		No. of shares	% of total shares of the Company	% of shares pledged / encumbered to total shares	No. of shares	% of total shares of the Company	% of shares pledged / encumbered to total shares	
1	Mr. Krishna Gopal Gupta	9,00,024	17.857	0	9,00,412	17.863	0	0.006
2	Mr. Vikram Gupta	4,23,105	8.394	0	4,23,105	8.394	0	0
3	Mr. Gaurav Gupta	4,07,966	8.093	0	4,07,966	8.093	0	0
4	Mrs. Veena Gupta	3,00,753	5.967	0	3,00,753	5.967	0	0
5	Mrs. Shefali Chawla	2,42,464	4.810	0	2,42,464	4.810	0	0
6	Krishna Gopal Gupta (HUF)	1,94,299	3.854	0	2,38,209	4.726	0	0.872
7	Krishna Murari Gupta	0	0	0	3,27,207	6.492	0	6.492
8	Usha Gupta	0	0	0	1,14,707	2.276	0	2.276
9	Vivek Gupta	0	0	0	25,055	0.497	0	0.497
10	Aditya Gupta	0	0	0	16,340	0.324	0	0.324
	TOTAL	24,68,611	48.975	0	29,96,218	59.442	0	10.467


(iii) Change in Promoter's Shareholding (please specify, if there is no change)

Sr. No.	Shareholder's Name	Shareholding at the beginning of the year - 2020			Cumulative Shareholding during the year - 2021				
		No. of Shares at the beginning of the year	% of total Shares of the Company	Date	Increasing / Decreasing in shareholding	Reason	No. of shares	% of total shares of the Company	
1.	Mr. Krishna Gopal Gupta								
		At the beginning of the year	9,00,024	17.8575	01.04.2020			9,00,024	17.8575
					18.12.2020	100	Buy	9,00,124	17.8575
					19.02.2021	60	Buy	9,00,184	17.8587
					26.03.2021	228	Buy	9,00,412	17.8633
	At the end of the year						9,00,412	17.8633	
2.	Mr. Vikram Gupta								
		At the beginning of the year	4,23,105	8.394	01.04.2020				
		At the end of the year			31.03.2021		No Change	4,23,105	8.394
3.	Mr. Gaurav Gupta								
		At the beginning of the year	4,07,966	8.093	01.04.2020				
		At the end of the year			31.03.2021		No Change	4,07,966	8.093
4.	Mr. Krishna Murari Gupta								
		At the beginning of the year	3,28,207	6.5143	01.04.2020				
				05.03.2021	1000	Sell	3,27,207	6.492	

	At the end of the year			31.03.2021			3,27,207	6.492
5.	Mrs. Veena Gupta							
	At the beginning of the year	3,00,753	5.967	01.04.2020				
	At the end of the year			31.03.2021		No Change	3,00,753	5.967
6.	Mrs. Shefali Chawla							
	At the beginning of the year	2,42,464	4.810	01.04.2020				
	At the end of the year			31.03.2021		No Change	2,42,464	4.810
7.	Krishna Gopal Gupta HUF							
	At the beginning of the year	1,94,299	3.8547	01.04.2020				
				05.05.2020	50	Buy	194349	3.86
				13.07.2020	1000	Buy	195349	3.88
				14.07.2020	1400	Buy	196749	3.90
				16.07.2020	100	Buy	196849	3.91
				17.07.2020	200	Buy	197049	3.91
				24.07.2020	154	Buy	197203	3.91
				15.09.2020	80	Buy	197283	3.91
				16.09.2020	120	Buy	197403	3.92
				23.09.2020	220	Buy	197623	3.92
				29.09.2020	29	Buy	197652	3.92
				30.09.2020	247	Buy	197899	3.93
				01.10.2020	50	Buy	197949	3.93
				09.12.2020	682	Buy	198631	3.94
				10.12.2020	3313	Buy	201944	4.01
				14.12.2020	764	Buy	202708	4.02
				16.12.2020	1031	Buy	203739	4.04
				17.12.2020	1574	Buy	205313	4.07
				18.12.2020	823	Buy	206136	4.09
				21.12.2020	1795	Buy	207931	4.13
				22.12.2020	2012	Buy	209943	4.17
				23.12.2020	2557	Buy	212500	4.22
				24.12.2020	4456	Buy	216956	4.30
				28.12.2020	1565	Buy	218521	4.34
				29.12.2020	3370	Buy	221891	4.40
				30.12.2020	3566	Buy	225457	4.47
				31.12.2020	690	Buy	226147	4.49
				12.02.2021	1112	Buy	227259	4.51
				16.02.2021	300	Buy	227559	4.51
				17.02.2021	407	Buy	227966	4.52
				18.02.2021	410	Buy	228376	4.53
				19.02.2021	400	Buy	228776	4.54




				22.02.2021	660	Buy	229436	4.55	
				23.02.2021	640	Buy	230076	4.56	
				24.02.2021	1314	Buy	231390	4.59	
				25.02.2021	699	Buy	232089	4.60	
				26.02.2021	433	Buy	232522	4.61	
				01.03.2021	400	Buy	232922	4.62	
				03.03.2021	470	Buy	233392	4.63	
				04.03.2021	419	Buy	233811	4.64	
				05.03.2021	1064	Buy	234875	4.66	
				08.03.2021	262	Buy	235137	4.66	
				09.03.2021	160	Buy	235297	4.67	
				10.03.2021	212	Buy	235509	4.67	
				12.03.2021	139	Buy	235648	4.68	
				16.03.2021	160	Buy	235808	4.68	
				17.03.2021	30	Buy	235838	4.68	
				18.03.2021	1564	Buy	237402	4.71	
				19.03.2021	143	Buy	237545	4.71	
				22.03.2021	300	Buy	237845	4.72	
				23.03.2021	10	Buy	237855	4.72	
				24.03.2021	20	Buy	237875	4.72	
				26.03.2021	334	Buy	238209	4.73	
				30.03.2021	1189	Buy	239398	4.75	
				At the end of the year	31.03.2021	541	Buy	239939	4.76
8.	Mrs. Usha Gupta								
	At the beginning of the year	1,14,707	2.276	01.04.2020					
	At the end of the year			31.03.2021		No Change	1,14,707	2.276	
9.	Mr. Vivek Gupta								
	At the beginning of the year	30,758	0.610	01.04.2020					
				22.05.2020	150	Buy	30,908	0.613	
				05.03.2021	5853	Sold	25,055	0.497	
	At the end of the year			31.03.2021			25,055	0.497	
10.	Mr. Aditya Gupta								
	At the beginning of the year	25,830	0.512	01.04.2020					
				19.02.2021	400	Sell	25,430	0.504	
				26.02.2021	5176	Sell	20,257	0.401	
				05.03.2021	3704	Sell	16,550	0.328	
				13.03.2021	210	Sell	16,340	0.324	
	At the end of the year			31.03.2021			16,340	0.324	



(iv) Shareholding Pattern of top ten Shareholders (other than Directors, Promoters and Holders of GDRs and ADRs) :

Sr. No.	Shareholder's Name	Shareholding at the beginning of the year			Cumulative Shareholding during the year			
		No. of Shares at the beginning of the year	% of total Shares of the Company	Date	Increasing / Decreasing in shareholding	Reason	No. of shares	% of total shares of the Company
1	Brijendra Kumar Gupta							
	At the beginning of the year	2,44,950	4.859	01.04.2020				
	At the end of the year			31.03.2021		No Change	2,44,950	4.859
2	SOMO Vision Co. Ltd.							
	At the beginning of the year	2,00,000	3.968	01.04.2020				
	At the end of the year			31.03.2021			2,00,000	3.968
3	Polus Global Fund							
	At the beginning of the year	1,00,000	1.983	01.04.2020				
	At the end of the year			31.03.2021		No Change	1,00,000	1.983
4	Raviraj Developers Ltd	33,029	0.655	01.04.2020			33,029	0.655
				17.04.2020	(46)	Sell	32,983	0.654
				30.06.2020	1890	Buy	34,873	0.691
				10.07.2020	(1890)	Sell	32,983	0.654
				31.07.2020	(100)	Sell	32,883	0.652
				04.09.2020	34516	Buy	67,399	1.337
				18.09.2020	500	Buy	67,899	1.347
				27.12.2020	197	Buy	68,096	1.351
				18.12.2020	1059	Buy	69,155	1.372
				25.12.2020	(2006)	Sell	67,149	1.332
				31.12.2020	(5155)	Sell	61,994	1.229
				22.01.2021	806	Buy	62,800	1.245
				29.01.2021	6100	Buy	68,900	1.366
				05.02.2021	1	Buy	68,901	1.366
				05.03.2021	110	Buy	69,011	1.369
				12.03.2021	6017	Buy	75,028	1.488
				26.03.2021	5960	Buy	80,988	1.606
				31.03.2021	450	Buy	81,438	1.615
	At the end of the year						81,438	1.615
5	Dhwaja Commodity Services							
	At the beginning of the year	72,306	1.434					
	At the end of the year					No Change	72,306	1.434



6	Lalit Kumar Gupta							
	At the beginning of the year	70,500	1.398					
	At the end of the year				No Change	70,500	1.398	
7	Sanjiv Kumar Gupta							
	At the beginning of the year	70,500	1.398					
	At the end of the year				No Change	70,500	1.398	
8	Rajiv Jhunjhunwala							
	At the beginning of the year	66,668	1.322					
	At the end of the year				No Change	66,668	1.322	
9	Rajkumar Agarwal							
	At the beginning of the year	66,667	1.322					
	At the end of the year				No Change	66,667	1.322	
10	Jyotivardhan Jaipuria							
	At the beginning of the year	66,667	1.322					
	At the end of the year				No Change	66,667	1.322	

v) Shareholding of Directors and Key Managerial Personnel :

Sr. No.	For each of the Directors and KMP	Shareholding at the beginning of the year			Cumulative Shareholding during the year			
		No. of Shares at the beginning of the year	% of total Shares of the Company	Date	Increasing / Decreasing in shareholding	Reason	No. of shares	% of total shares of the Company
1	Mr. Krishna Gopal Gupta							
	At the beginning of the year	9,00,024	17.857	01.04.2020	--	--	--	--
				18.12.2020	100	Buy	9,00,124	17.857
				19.02.2021	60	Buy	9,00,184	17.858
				26.03.2021	228	Buy	9,00,412	17.863
	At the end of the year	--	--	31.03.2021			9,00,412	17.863
2	Mr. Vikram Gupta							
	At the beginning of the year	4,23,105	8.394	01.04.2020	--	--	--	--
	At the end of the year	--	--	31.03.2021		No Change	4,23,105	8.394
3	Mr. Anil Palekar	--	--		--	--	--	--
4	Mr. Sadashiv Shet	--	--		--	--	--	--



5	Mr. Joseph A.A. D'Costa	--	--	--	--	--	--	--
6	Mrs. Shashi K. Katreddi	--	--	--	--	--	--	--
7	Mr. Subhash Redkar	--	--	--	--	--	--	--
8	Mr. Gurudas Sawant, CFO							
	At the beginning of the year	1840	0.036	01.04.2020				
	At the end of the year	--	--	31.03.2021	--	No Change	1,840	0.036
9	Ms. Pooja Bicholkar, Company Secretary	--	--	--	--	--	--	--

V. INDEBTEDNESS :

Indebtedness of the Company including interest outstanding/accrued but not due for payment

Rs. in lakhs				
Particulars	Secured Loans excluding deposits	Unsecured Loans	Deposits	Total indebtedness
Indebtedness at the beginning of the year				
i) Principal Amount	989.92	--	--	989.92
ii) Interest due but not paid	9.20	--	--	9.20
iii) Interest accrued but not due	--	--	--	--
Total (i+ii+iii)	999.12			999.12
Change in Indebtedness during the financial year				
* Addition	32.60	--	--	32.60
* Reduction	--	--	--	--
Net Change	32.60			32.60
Indebtedness at the end of the year				
i) Principal Amount	1023.94	--	--	1023.94
ii) Interest due but not paid	7.78	--	--	7.78
iii) Interest accrued but not due	--	--	--	--
Total (i+ii+iii)	1031.72			1031.72

VI. REMUNERATION OF DIRECTORS AND KEY MANAGERIAL PERSONNEL :

A. Remuneration to Managing Director, Whole-time Directors and/or Manager:

				Rs. in lakhs
Sl. No.	Particulars of Remuneration	Name of MD/WTD/Manager		Total Amount
		Mr. K. G. Gupta, Managing Director	Mr. Subhash Redkar, Director	
1	Gross Salary			
	(a) Salary as per provisions contained in Section 17(1) of the Income- Tax Act, 1961	30.00	9.39	39.39
	(b) Value of perquisites u/s 17(2) Income-tax Act, 1961	7.17	--	7.17
	(c) Profits in lieu of salary under Section 17 (3) Income -tax Act, 1961	--	--	--
2	Stock Option	--	--	--
3	Sweat Equity	--	--	--
4	Commission - as % of profit - others, specify	--	--	--
5	Others, please specify (Post Employment Benefits)	3.06	0.95	4.01
	Total (A)	40.23	10.34	50.57
	Ceiling as per the Act	5% of the net profits of the Company		

B. Remuneration to other Directors:

Rs. in lakhs

Sl. No.	Particulars of Remuneration	Name of Directors				Total Amount
		Mr. Anil Palekar	Mr. Sadashiv Shet	Mr. Joseph A.A. D'Costa	Mrs. Shashi K. Katreddi	
1	Independent Directors * Fee for attending board/committee meetings * Commission * Others, please specify	1.50 -- --	1.50 -- --	1.50 -- --	1.00 -- --	5.50 -- --
	Total (1)	1.50	1.50	1.50	1.00	5.50
Sl. No.	Particulars of Remuneration	Name of Directors		Total Amount		
		Mr. Vikram Gupta				
2	Other Non - Executive Directors * Fee for attending board/committee meetings * Commission * Others, please specify	0.30 -- --		0.30 -- --		
	Total (2)	0.30		0.30		
	Total (B)= (1+2)			5.80		
	Total Managerial Remuneration (A+B)			56.37		
	Over all Ceiling as per the Act			11% of the net profits of the Company		

C. Remuneration to Key Managerial Personnel other than MD/Manager/WTD:

Rs. in lakhs

Sl. No.	Particulars of Remuneration	Key Managerial Personnel		Total
		Mr. Gurudas Sawant, CFO	Ms. Pooja Bicholkar, Company Secretary	
1	Gross Salary (a) Salary as per provisions contained in Section 17(1) of the Income- Tax Act, 1961 (b) Value of perquisites u/s 17(2) Income-tax Act, 1961 (c) Profits in lieu of salary under Section 17(3) Income-tax Act, 1961	10.01	5.35	15.36
2	Stock Option	--	--	--
3	Sweat Equity	--	--	--
4	Commission - as % of profit - others, specify	--	--	--
5	Others, please specify (Post Employment Benefits)	1.00	0.21	1.21
	Total	11.01	5.56	16.57



VII. PENALTIES / PUNISHMENT / COMPOUNDING OF OFFENCES:

Type	Section of the Companies Act	Brief Description	Details of Penalty / Punishment/ Compounding fees imposed	Authority [RD/NCLT/ Court]	Appeal made, if any (give details)
A. COMPANY					
Penalty Punishment Compounding		 NIL		
B. DIRECTORS					
Penalty Punishment Compounding		 NIL		
C. OTHER OFFICERS IN DEFAULT					
Penalty Punishment Compounding		 NIL		

