



GKB Ophthalmics Ltd.

16-A, Tivim Industrial Estate, Mapusa, Goa 403 526 (INDIA)
CIN.: L26109GA1981PLC000469

Tel. : (91 832) 2257253 / 6714444

Fax : (91 832) 2257044

E-mail : gkbophthalmics@gkb.net

Website : www.gkb.net

Annexure I

FORM MGT-9

EXTRACT OF ANNUAL RETURN as on the financial year ended on 31.03.2022

[Pursuant to Section 92 (3) of the Companies Act, 2013 and Rule 12(1) of the Companies (Management and Administration) Rules, 2014]

I. REGISTRATION AND OTHER DETAILS :		
i.	CIN	: L26109GA1981PLC000469
ii.	Registration Date	: 10-12-1981
iii.	Name of the Company	: GKB OPHTHALMICS LIMITED
iv.	Category/Sub-category of the Company	: Company having share capital
v.	Address of the Registered office & contact details	: 16-A, Tivim Industrial Estate Mapusa – Goa, 403 526 Tel No. : (0832) 2257253/6714444 Fax No.: (0832) 2257044 Email : gkbophthalmics@gkb.net Website : www.gkb.net
vi.	Whether listed company	: Yes (Listed in Bombay Stock Exchange Ltd.)
vii.	Name, Address & Contact details of Registrar & Transfer Agent, if any	: Link Intime India Private Limited C 101, 247 Park, LBS Marg Vikhroli West, Mumbai - 400 083. Phone : + 91 022 49186000 Fax : + 91 002 49186060 Email : rnt.helpdesk@linkintime.co.in Web : www.linkintime.co.in

II. PRINCIPAL BUSINESS ACTIVITIES OF THE COMPANY:

All the business activities contributing 10% or more of the total turnover of the company shall be stated:

Sl. No.	Name & Description of main products/services	NIC Code of the Product/Service	% to total turnover of the Company
1	Manufacture and Export of Ophthalmic Lenses	32507	100.00%

III. PARTICULARS OF HOLDING AND SUBSIDIARY COMPANIES:

Sl. No.	Name and Address of the Company	CIN/GLN	Holding/ Subsidiary/ Associate	% of Shares held	Applicable Section
1	GKB Ophthalmics Products FZE 250, M2 Warehouse A3-083 SAIF ZONE, P.O. Box. 9089, Sharjah – U.A.E.	UIN: PJWAZ20040413	Subsidiary Company	100.00%	Section 2 (87)
2	GSV Ophthalmics Private Limited 16-A, Tivim Industrial Estate, Mapusa – Goa.	CIN: 36990GA2018PTC013725	Subsidiary Company	79.54%	Section 2 (87)



3	Lensco- The Lens Company 700 Route 46 Suite 7 Clifton New Jersey 07013	UIN: BYWAZ20080845	Step Down Subsidiary Company	60%*	Section 2 (87)
4	GKB Vision FZC 250, M2 Warehouse A3-085 SAIF ZONE, P.O. Box. 514189, Sharjah - U.A.E	UIN: PJJAZ20171435	Associate Company	49%*	Section 2 (6)
5	Prescription Optical Products L.L.C Unit No. 1901, 19th Floor Binary Tower-Business Bay, Dubai UAE	License no. 1009674	Associate Company	49%*	Section 2 (6)

*The percentage of shareholding is held by GKB Ophthalmics Products FZE, Sharjah, in Lensco- The Lens Company, GKB Vision FZC and Prescription Optical Products L.L.C



IV. SHARE HOLDING PATTERN (Equity Shares Capital Breakup as percentage of Total Equity)

(i) Category-wise Share Holding

Category of Shareholders	No. of shares held at the beginning of the year- 2021				No. of shares held at the end of the year – 2022				% Change during the year
	Demat	Physical	Total	% of Total Shares	Demat	Physical	Total	% of Total Shares	
A. Promoters & Promoter Group									
(1) Indian									
a) Individual/HUF	29,96,218	0	29,96,218	59.442	30,10,298	0	30,10,298	59.721	0.279
b) Central Govt	0	0	0	0	0	0	0	0	0
c) State Govt(s)	0	0	0	0	0	0	0	0	0
d) Bodies Corporates	0	0	0	0	0	0	0	0	0
e) Bank/FI	0	0	0	0	0	0	0	0	0
f) Any Other	0	0	0	0	0	0	0	0	0
SUB TOTAL : (A)(1)	29,96,218	0	29,96,218	59.442	30,10,298	0	30,10,298	59.721	0.279
(2) Foreign									
a) Individuals (Non-Resident Individuals/ Foreign Individuals)	0	0	0	0	0	0	0	0	0
b) Government	0	0	0	0	0	0	0	0	0
c) Bodies Corporates	0	0	0	0	0	0	0	0	0
d) Bank/FI Investor	0	0	0	0	0	0	0	0	0
e) Qualified Foreign Investors	0	0	0	0	0	0	0	0	0
f) Any Other	0	0	0	0	0	0	0	0	0
SUB TOTAL : (A)(2)	0	0	0	0	0	0	0	0	0
Total Shareholding of Promoters & Promoter Group (A)=(A)(1) + (A)(2)	29,96,218	0	29,96,218	59.442	30,10,298	0	30,10,298	59.721	0.279



Category of Shareholders	No. of shares held at the beginning of the year - 2021				No. of shares held at the end of the year - 2022				% Change during the year
	Demat	Physical	Total	% of Total Shares	Demat	Physical	Total	% of Total Shares	
B. Public Shareholding									
(1) Institutions									
a) Mutual Funds/UTI	0	0	0	0	0	0	0	0	0
b) Venture Capital Funds	0	0	0	0	0	0	0	0	0
c) Alternate Investment Funds	0	0	0	0	0	0	0	0	0
d) Foreign Venture Capital Investors	0	0	0	0	0	0	0	0	0
e) Foreign Portfolio Investor	1,00,000	0	1,00,000	1.984	1,00,000	0	1,00,000	1.984	0
f) Financial Institution/Banks	19,600	0	19,600	0.388	0	0	0	0	-0.388
g) Insurance Companies	0	0	0	0	0	0	0	0	0
h) Provident Funds/Pension Funds	0	0	0	0	0	0	0	0	0
i) Any Others (specify)	0	0	0	0	0	0	0	0	0
SUB TOTAL : (B)(1)	1,19,600	0	1,19,600	2.372	1,00,000	0	1,00,000	1.984	-0.388
(2) Central Government/State Government(s)/President of India									
SUB TOTAL : (B) (2)	0	0	0	0	0	0	0	0	0
(3) Non-institutions									
a) Individuals									
i) Individual shareholders holding nominal share capital upto Rs. 1.00 lakh	3,68,029	58,525	4,26,554	8.462	4,21,007	58,125	4,79,132	9.506	1.043
ii) Individual shareholders holding nominal share capital in excess of Rs. 1.00 lakh	7,79,648	0	7,79,648	15.467	7,62,221	0	7,62,221	15.122	-0.345
(b) NBFCs registered with RBI	1500	0	1500	0.030	500	0	500	0.009	-0.019
(c) Overseas Depositories(holding DRs) (balancing figure)	0	0	0	0	0	0	0	0	0
c) Any other (Specify)									
Hindu Undivided Family	68,420	0	68,420	1.358	38,508	0	38,508	0.764	-0.593
Foreign Companies	2,00,000	0	2,00,000	3.968	2,00,000	0	2,00,000	3.968	0
Non Resident Indians (Non Repat)	2,846	0	2,846	0.057	857	0	857	0.017	-0.039
Non Resident Indians (Repat)	66,893	0	66,893	1.3271	44,238	0	44,238	0.878	-0.449
Body Corp-Ltd Liability Partnership	0	0	0	0	27,297	0	27,297	0.542	0.541
Clearing Member	2,895	0	2,895	0.057	254	0	254	0.005	-0.052



Bodies Corporate	3,76,006	0	3,76,006	7.460	3,77,275	0	3,77,275	7.484	0.025
SUB TOTAL : (B)(3)	18,66,237	58,525	19,24,762	38.186	18,72,157	58,125	19,30,282	38.295	0.1095
Total Public shareholding (B)=(B)(1) + (B)(2)+(B)(3)	19,85,837	58,525	20,44,362	40.558	19,72,157	58,125	20,30,282	40.279	-0.279
Total (A) + (B)	49,82,055	58,525	50,40,580	100.000	49,82,455	58,125	50,40,580	100.000	0.000
C. Non Promoter- Non Public									
(C1) Shares Underlying DRs	0	0	0	0	0	0	0	0	0
(1) Custodian/DR Holder	0	0	0	0	0	0	0	0	0
(C2) Shares Held by Employee Trust	0	0	0	0	0	0	0	0	0
(2) Employee Benefit Trust (under SEBI(Share based Employee Benefit)Regulations, 2014)	0	0	0	0	0	0	0	0	0
Grand Total (A+B+C)	49,82,055	58,525	50,40,580	100.000	49,82,455	58,125	50,40,580	100.000	0.000

(ii) Shareholding of Promoters:

Sl. No.	Shareholder's Name	Shareholding at the beginning of the year- 2021			Shareholding at the end of the year - 2022			% change in share holding during the year
		No. of shares	% of total shares of the Company	% of shares pledged / encumbered to total shares	No. of shares	% of total shares of the Company	% of shares pledged / encumbered to total shares	
1	Mr. Krishna Gopal Gupta	9,00,412	17.863	0	9,00,412	17.863	0	0
2	Mr. Vikram Gupta	4,23,105	8.394	0	4,23,105	8.394	0	0
3	Mr. Gaurav Gupta	4,07,966	8.093	0	4,07,966	8.093	0	0
4	Mrs. Veena Gupta	3,00,753	5.967	0	3,00,753	5.967	0	0
5	Mrs. Shefali Chawla	2,42,464	4.810	0	2,42,464	4.810	0	0
6	Krishna Gopal Gupta (HUF)	2,38,209	4.726	0	2,74,011	5.436	0	0.7103
7	Krishna Murari Gupta	3,27,207	6.492	0	3,27,207	6.492	0	0
8	Usha Gupta	1,14,707	2.276	0	1,14,707	2.276	0	0
9	Vivek Gupta	25,055	0.497	0	3,333	0.066	0	-0.431
10	Aditya Gupta	16,340	0.324	0	16,340	0.324	0	0
	TOTAL	29,96,218	59.442	0	30,10,298	59.721	0	0.279

(iii) Change in Promoter's Shareholding (please specify, if there is no change)


Sr. No.	Shareholder's Name	Shareholding at the beginning of the year - 2021			Cumulative Shareholding during the year - 2022			% of total shares of the Company
		No. of Shares at the beginning of the year	% of total Shares of the Company	Date	Increasing / Decreasing in shareholding	Reason	No. of shares	
1.	Mr. Krishna Gopal Gupta							
	At the beginning of the year	9,00,412	17.863	01.04.2021				



	At the end of the year			31.03.2022		No Change	9,00,412	17.863
2.	Mr. Vikram Gupta							
	At the beginning of the year	4,23,105	8.394	01.04.2021				
	At the end of the year			31.03.2022		No Change	4,23,105	8.394
3.	Mr. Gaurav Gupta							
	At the beginning of the year	4,07,966	8.093	01.04.2021				
	At the end of the year			31.03.2022		No Change	4,07,966	8.093
4.	Mr. Krishna Murari Gupta							
	At the beginning of the year	3,27,207	6.492	01.04.2021				
	At the end of the year			31.03.2022			3,27,207	6.492
5.	Mrs. Veena Gupta							
	At the beginning of the year	3,00,753	5.967	01.04.2021				
	At the end of the year			31.03.2022		No Change	3,00,753	5.967
6.	Mrs. Shefali Chawla							
	At the beginning of the year	2,42,464	4.810	01.04.2021				
	At the end of the year			31.03.2022		No Change	2,42,464	4.810
7.	Krishna Gopal Gupta HUF							
				30.03.2021	1189	Buy	2,39,398*	4.75
				31.03.2021	541	Buy	2,39,939*	4.76
	At the beginning of the year	2,38,209	4.726					
				14.06.2021	1251	Buy	241,190	4.78
				15.06.2021	664	Buy	241,854	4.79
				16.06.2021	344	Buy	242,198	4.80
				17.06.2021	2260	Buy	244,458	4.84
				18.06.2021	120	Buy	244,578	4.85
				21.06.2021	100	Buy	244,678	4.85
				22.06.2021	153	Buy	244,831	4.85
				23.06.2021	444	Buy	245,275	4.86
				24.06.2021	1270	Buy	246,545	4.89
				25.06.2021	1738	Buy	248,283	4.92
				28.06.2021	1222	Buy	249,505	4.94
				29.06.2021	1821	Buy	251,326	4.98



				30.06.2021	1563	Buy	252,889	5.01
				16.08.2021	119	Buy	253,008	5.01
				17.08.2021	795	Buy	253,803	5.03
				23.08.2021	127	Buy	253,930	5.03
				24.08.2021	600	Buy	254,530	5.04
				26.08.2021	830	Buy	255,360	5.06
				27.08.2021	560	Buy	255,920	5.07
				30.08.2021	681	Buy	256,601	5.09
				31.08.2021	432	Buy	257,033	5.09
				01.09.2021	1294	Buy	258,327	5.12
				02.09.2021	975	Buy	259,302	5.14
				04.09.2021	891	Buy	260,193	5.16
				06.09.2021	1203	Buy	261,396	5.18
				07.09.2021	269	Buy	261,665	5.19
				08.09.2021	193	Buy	261,858	5.19
				13.09.2021	555	Buy	262,413	5.20
				14.09.2021	20	Buy	262,433	5.20
				15.09.2021	110	Buy	262,543	5.20
				16.09.2021	442	Buy	262,985	5.21
				17.09.2021	446	Buy	263,431	5.22
				20.09.2021	252	Buy	263,683	5.23
				21.09.2021	475	Buy	264,158	5.24
				22.09.2021	971	Buy	265,129	5.25
				23.09.2021	778	Buy	265,907	5.27
				24.09.2021	254	Buy	266,161	5.28
				27.09.2021	444	Buy	266,605	5.28
				28.09.2021	310	Buy	266,915	5.29
				29.09.2021	821	Buy	267,736	5.31
				30.09.2021	10	Buy	267,746	5.31
				16.11.2021	45	Buy	267,791	5.31
				17.11.2021	21	Buy	267,812	5.31
				18.11.2021	80	Buy	267,892	5.31
				22.11.2021	45	Buy	267,937	5.31
				23.11.2021	60	Buy	267,997	5.31
				24.11.2021	250	Buy	268,247	5.32
				25.11.2021	60	Buy	268,307	5.32
				29.11.2021	11	Buy	268,318	5.32
				30.11.2021	55	Buy	268,373	5.32
				02.12.2021	222	Buy	268,595	5.32
				03.12.2021	47	Buy	268,642	5.32
				06.12.2021	40	Buy	268,682	5.33
				08.12.2021	260	Buy	268,942	5.33
				09.12.2021	235	Buy	269,177	5.34
				10.12.2021	613	Buy	269,790	5.35



				13.12.2021	237	Buy	270,027	5.35
				14.12.2021	477	Buy	270,504	5.36
				15.12.2021	300	Buy	270,804	5.37
				16.12.2021	60	Buy	270,864	5.37
				17.12.2021	118	Buy	270,982	5.37
				22.12.2021	10	Buy	270,992	5.37
				24.12.2021	785	Buy	271,777	5.39
				28.12.2021	40	Buy	271,817	5.39
				29.12.2021	412	Buy	272,229	5.40
				30.12.2021	207	Buy	272,436	5.40
				31.12.2021	510	Buy	272,946	5.41
				23.02.2022	90	Buy	273,036	5.41
				24.02.2022	35	Buy	273,071	5.41
				25.02.2022	179	Buy	273,250	5.42
				28.02.2022	206	Buy	273,456	5.42
				02.03.2022	10	Buy	273,466	5.42
				03.03.2022	130	Buy	273,596	5.42
				09.03.2022	298	Buy	273,894	5.43
				16.03.2022	10	Buy	273,904	5.43
				17.03.2022	23	Buy	273,927	5.43
	At the end of the year			24.03.2022	84	Buy	274,011	5.43
8.	Mrs. Usha Gupta							
	At the beginning of the year	1,14,707	2.276	01.04.2021				
	At the end of the year			31.03.2022		No Change	1,14,707	2.276
9.	Mr. Vivek Gupta							
	At the beginning of the year	25,055	0.497	01.04.2021				
				16.04.2021	(10)	Sell	25,045	0.497
				23.04.2021	(3492)	Sell	21,553	0.428
				18.06.2021	(3277)	Sell	18,276	0.363
	At the end of the year			25.06.2021	(14943)	Sell	3,333	0.066
10.	Mr. Aditya Gupta							
	At the beginning of the year	16,340	0.324	01.04.2021				
	At the end of the year			31.03.2022		No Change	16,340	0.324

* The said two transaction details were not included by the Registrar in the shareholding pattern dated March 31, 2021, and the same is being included in the current status of shareholding.



(iv) Shareholding Pattern of top ten Shareholders (other than Directors, Promoters and Holders of GDRs and ADRs) :


Sr. No.	Shareholder's Name	Shareholding at the beginning of the year			Cumulative Shareholding during the year			
		No. of Shares at the beginning of the year	% of total Shares of the Company	Date	Increasing / Decreasing in shareholding	Reason	No. of shares	% of total shares of the Company
1	Brijendra Kumar Gupta							
		At the beginning of the year	2,44,950	4.859	01.04.2021			
		At the end of the year			31.03.2022		No Change	2,44,950
2	SOMO Vision Co. Ltd.							
		At the beginning of the year	2,00,000	3.968	01.04.2021			
		At the end of the year			31.03.2022		No Change	2,00,000
3	Raviraj Developers Ltd	81,438	1.615	01.04.2021				
				09.04.2021	500	Buy	81,938	1.625
				30.04.2021	4089	Buy	86,027	1.706
				07.05.2021	500	Buy	86,527	1.716
				04.06.2021	1625	Buy	88,152	1.748
				11.06.2021	3143	Buy	91,295	1.811
				25.06.2021	11928	Buy	103,223	2.047
				30.06.2021	16629	Buy	119,852	2.377
				20.08.2021	(1000)	Sell	118,852	2.357
				03.09.2021	(1500)	Sell	117,352	2.328
				08.10.2021	(500)	Sell	116,852	2.318
				17.12.2021	500	Buy	117,352	2.328
				14.01.2022	(4384)	Sell	112,968	2.241
				18.02.2022	(1245)	Sell	111,723	2.165
				25.02.2022	(10000)	Sell	101,723	2.018
At the end of the year						101,723	2.018	
4	Polus Global Fund							
		At the beginning of the year	1,00,000	1.983	01.04.2021			
		At the end of the year			31.03.2022		No Change	1,00,000
5	Dhwaja Commodity Services							
		At the beginning of the year	72,306	1.434	01.04.2021			



	At the end of the year			31.03.2022		No Change	72,306	1.434
6	Lalit Kumar Gupta							
	At the beginning of the year	70,500	1.398	01.04.2021				
	At the end of the year			31.03.2022		No Change	70,500	1.398
7	Sanjiv Kumar Gupta							
	At the beginning of the year	70,500	1.398	01.04.2021				
	At the end of the year			31.03.2022		No Change	70,500	1.398
8	Raj Kumar Agarwal							
	At the beginning of the year	66,667	1.322	01.04.2021				
	At the end of the year			31.03.2022		No Change	66,667	1.322
9	Jyotivardhan Jaipuria							
	At the beginning of the year	66,667	1.322	01.04.2021				
	At the end of the year			31.03.2022		No Change	66,667	1.322
10	Prabha Mohta							
	At the beginning of the year	50,000	0.991	01.04.2021				
	At the end of the year			31.03.2022		No Change	50,000	0.991

v) Shareholding of Directors and Key Managerial Personnel :

Sr. No.	For each of the Directors and KMP	Shareholding at the beginning of the year			Cumulative Shareholding during the year			
		No. of Shares at the beginning of the year	% of total Shares of the Company	Date	Increasing / Decreasing in shareholding	Reason	No. of shares	% of total shares of the Company
1	Mr. Krishna Gopal Gupta							
	At the beginning of the year	9,00,412	17.863	01.04.2021	--	--	--	--
	At the end of the year	--	--	31.03.2022		No Change	9,00,412	17.863
2	Mr. Vikram Gupta							
	At the beginning of the year	4,23,105	8.394	01.04.2021	--	--	--	--
	At the end of the year	--	--	31.03.2022		No Change	4,23,105	8.394
3	Mr. Anil Palekar	--	--	--	--	--	--	--
4	Mr. Sadashiv Shet	--	--	--	--	--	--	--
5	Mr. Joseph A.A. D'Costa*	--	--	--	--	--	--	--



6	Mrs. Shashi K. Katreddi	--	--	--	--	--	--	--
7	Mr. Subhash Redkar	--	--	--	--	--	--	--
8	Mr. Gurudas Sawant, CFO							
	At the beginning of the year	1840	0.036	01.04.2021				
	At the end of the year	--	--	31.03.2022	--	No Change	1,840	0.036
9	Ms. Pooja Bicholkar, Company Secretary	--	--	--	--	--	--	--

* Tenure as an Independent Director ended w.e.f. May 28, 2022

V. INDEBTEDNESS:

Indebtedness of the Company including interest outstanding/accrued but not due for payment

Particulars	Secured Loans excluding deposits	Unsecured Loans	Deposits	Rs. in lakhs
				Total indebtedness
Indebtedness at the beginning of the year				
i) Principal Amount	1023.94	--	--	1023.94
ii) Interest due but not paid	7.78	--	--	7.78
iii) Interest accrued but not due	--	--	--	--
Total (i+ii+iii)	1031.72			1031.72
Change in Indebtedness during the financial year				
* Addition	193.57	--	--	193.57
* Reduction	50.00	--	--	50.00
Net Change	143.57			143.57
Indebtedness at the end of the year				
i) Principal Amount	1170.44	--	--	1170.44
ii) Interest due but not paid	4.85	--	--	4.85
iii) Interest accrued but not due	--	--	--	--
Total (i+ii+iii)	1175.29			1175.29

VI. REMUNERATION OF DIRECTORS AND KEY MANAGERIAL PERSONNEL :

A. Remuneration to Managing Director, Whole-time Directors and/or Manager:

Sl. No.	Particulars of Remuneration	Name of MD/WTD/Manager		Rs. in lakhs
		Mr. K. G. Gupta, Managing Director	Mr. Subhash Redkar Director	Total Amount
1	Gross Salary			
	(a) Salary as per provisions contained in Section 17(1) of the Income- Tax Act, 1961	36.00	10.62	46.62
	(b) Value of perquisites u/s 17(2) Income-tax Act, 1961	6.28	--	6.28
	(c) Profits in lieu of salary under Section 17 (3) Income -tax Act, 1961	--	--	--
2	Stock Option	--	--	--
3	Sweat Equity	--	--	--



4	Commission - as % of profit - others, specify	--	--	--
5	Others, please specify (Post Employment Benefits)	4.32	01.03	5.35
	Total (A)	46.60	11.65	58.25
	Ceiling as per the Act	5% of the net profits of the Company		

B. Remuneration to other Directors:

Rs. in lakhs

Sl. No.	Particulars of Remuneration	Name of Directors				Total Amount
		Mr. Anil Palekar	Mr. Sadashiv Shet	Mr. Joseph A.A. D'Costa	Mrs. Shashi K. Katreddi	
1	Independent Directors * Fee for attending board/committee meetings * Commission * Others, please specify	1.30 -- --	1.30 -- --	1.30 -- --	0.70 -- --	4.60 -- --
	Total (1)	1.30	1.30	1.30	0.70	4.60
Sl. No.	Particulars of Remuneration	Name of Directors		Total Amount		
		Mr. Vikram Gupta				
2	Other Non - Executive Directors * Fee for attending board /committee meetings * Commission * Others, please specify	0.30 -- --		0.30 -- --		
	Total (2)	0.30		0.30		
	Total (B)= (1+2)			4.90		
	Total Managerial Remuneration (A+B)			63.15		
	Over all Ceiling as per the Act	11% of the net profits of the Company				

C. Remuneration to Key Managerial Personnel other than MD/Manager/WTD:

Rs. in lakhs

Sl. No.	Particulars of Remuneration	Key Managerial Personnel		Total
		Mr. Gurudas Sawant, CFO	Ms. Pooja Bicholkar, Company Secretary	
1	Gross Salary (a) Salary as per provisions contained in Section 17(1) of the Income- Tax Act, 1961 (b) Value of perquisites u/s 17(2) Income-tax Act, 1961	11.17	6.27	17.44



	(c) Profits in lieu of salary under Section 17(3) Income-tax Act, 1961			
2	Stock Option	--	--	--
3	Sweat Equity	--	--	--
4	Commission - as % of profit - others, specify	-- --	-- --	-- --
5	Others, please specify (Post Employment Benefits)	1.07	0.27	1.34
	Total	12.24	6.54	18.78

VII. PENALTIES / PUNISHMENT / COMPOUNDING OF OFFENCES:

Type	Section of the Companies Act	Brief Description	Details of Penalty / Punishment / Compounding fees imposed	Authority [RD/NCLT/ Court]	Appeal made, if any (give details)
A. COMPANY					
Penalty Punishment Compounding		 NIL		
B. DIRECTORS					
Penalty Punishment Compounding		 NIL		
C. OTHER OFFICERS IN DEFAULT					
Penalty Punishment Compounding		 NIL		

Place: Goa
Date: May 30, 2022



K.G. Gupta
K.G. Gupta
Managing Director
DIN: 00051863