



GKB Ophthalmics Ltd.

16-A, Tivim Industrial Estate, Mapusa, Goa 403 526 (INDIA)
CIN.: L26109GA1981PLC000469

Tel. : (91 832) 6714444
E-mail : gkbophthalmics@gkb.net
Website : www.gkb.net

Annexure I

FORM MGT-9

EXTRACT OF ANNUAL RETURN as on the financial year ended on 31.03.2024

[Pursuant to Section 92 (3) of the Companies Act, 2013 and Rule 12(1) of the Companies (Management and Administration) Rules, 2014]

I. REGISTRATION AND OTHER DETAILS :			
i.	CIN	:	L26109GA1981PLC000469
ii.	Registration Date	:	10-12-1981
iii.	Name of the Company	:	GKB OPHTHALMICS LIMITED
iv.	Category/Sub-category of the Company	:	Company having share capital
v.	Address of the Registered office & contact details	:	16-A, Tivim Industrial Estate Mapusa – Goa, 403 526 Tel No. : (0832) 6714444 Email : gkbophthalmics@gkb.net Website : www.gkb.net
vi.	Whether listed company	:	Yes (Listed in Bombay Stock Exchange Ltd.)
vii.	Name, Address & Contact details of Registrar & Transfer Agent, if any	:	Link Intime India Private Limited C 101, 247 Park, LBS Marg Vikhroli West, Mumbai - 400 083. Phone : + 91 022 49186000 Fax : + 91 022 49186060 Email : rnt.helpdesk@linkintime.co.in Web : www.linkintime.co.in

II. PRINCIPAL BUSINESS ACTIVITIES OF THE COMPANY:

All the business activities contributing 10% or more of the total turnover of the company shall be stated:

Sl. No.	Name & Description of main products/services	NIC Code of the Product/Service	% to total turnover of the Company
1	Manufacture and Export of Ophthalmic Lenses	32507	100.00%

III. PARTICULARS OF HOLDING AND SUBSIDIARY COMPANIES:

Sl. No.	Name and Address of the Company	CIN/GLN	Holding/ Subsidiary/ Associate	% of Shares held	Applicable Section
1	GKB Ophthalmics Products FZE 250, M2 Warehouse A3-083 SAIF ZONE, P.O. Box.9089, Sharjah – U.A.E.	UIN: PJWAZ20040413	Wholly Owned Subsidiary Company	100.00%	Section 2 (87)
2	GSV Ophthalmics Private Limited 16-A, Tivim Industrial Estate, Mapusa – Goa.	CIN: U36990GA2018PTC013725	Subsidiary Company	79.54%	Section 2 (87)



3	Lensco- The Lens Company 700 Route 46 Suite 7 Clifton New Jersey 07013	UIN: BYWAZ20080845	Step Down Subsidiary Company	60%*	Section 2 (87)
4	GKB Vision FZC 250, M2 Warehouse A3-085 SAIF ZONE, P.O. Box. 514189, Sharjah - U.A.E	UIN: PJJAZ20171435	Associate Company	49%*	Section 2 (6)
5	Prescription Optical Products L.L.C Unit No. 1901, 19th Floor Binary Tower-Business Bay, Dubai UAE	License no. 1009674	Step Down Subsidiary Company	80%*	Section 2 (6)

*The percentage of shareholding is held by GKB Ophthalmics Products FZE, Sharjah, in Lensco- The Lens Company, GKB Vision FZC and Prescription Optical Products L.L.C


IV. SHARE HOLDING PATTERN (Equity Shares Capital Breakup as percentage of Total Equity)

(i) Category-wise Share Holding

Category of Shareholders	No. of shares held at the beginning of the year- 2023				No. of shares held at the end of the year – 2024				% Change during the year
	Demat	Physical	Total	% of Total Shares	Demat	Physical	Total	% of Total Shares	
A. Promoters & Promoter Group									
(1) Indian									
a) Individual/HUF	29,78,488	0	29,78,488	59.090	25,67,300	0	25,67,300	50.933	-8.157
b) Central Govt	0	0	0	0	0	0	0	0	0
c) State Govt(s)	0	0	0	0	0	0	0	0	0
d) Bodies Corporates	0	0	0	0	0	0	0	0	0
e) Bank/FI	0	0	0	0	0	0	0	0	0
f) Any Other	0	0	0	0	0	0	0	0	0
SUB TOTAL : (A)(1)	29,78,488	0	29,78,488	59.090	25,67,300	0	25,67,300	50.933	-8.157
(2) Foreign									
a) Individuals (Non-Resident Individuals/ Foreign Individuals)	0	0	0	0	0	0	0	0	0
b) Government	0	0	0	0	0	0	0	0	0
c) Bodies Corporates	0	0	0	0	0	0	0	0	0
d) Bank/FI Investor	0	0	0	0	0	0	0	0	0
e) Qualified Foreign Investors	0	0	0	0	0	0	0	0	0
f) Any Other	0	0	0	0	0	0	0	0	0
SUB TOTAL : (A)(2)	0	0	0	0	0	0	0	0	0
Total Shareholding of Promoters & Promoter Group	29,78,488	0	29,78,488	59.090	25,67,300	0	25,67,300	50.933	-8.157
(A)=(A)(1) + (A)(2)									



Category of Shareholders	No. of shares held at the beginning of the year - 2023				No. of shares held at the end of the year - 2024				% Change during the year
	Demat	Physical	Total	% of Total Shares	Demat	Physical	Total	% of Total Shares	
B. Public Shareholding									
(1) Institutions									
a) Mutual Funds/UTI	0	0	0	0	0	0	0	0	0
b) Venture Capital Funds	0	0	0	0	0	0	0	0	0
c) Alternate Investment Funds	0	0	0	0	0	0	0	0	0
d) Foreign Venture Capital Investors	0	0	0	0	0	0	0	0	0
e) Foreign Portfolio Investor	90,000	0	90,000	1.785	90,000	0	90,000	1.785	0
f) Financial Institution/ Banks	0	0	0	0	0	0	0	0	0
g) Insurance Companies	0	0	0	0	0	0	0	0	0
h) Provident Funds/Pension Funds	0	0	0	0	0	0	0	0	0
i) Any Others (specify)	0	0	0	0	0	0	0	0	0
SUB TOTAL : (B)(1)	90,000	0	90,000	1.785	90,000	0	90,000	1.785	0
(2) Central Government/State Government(s)/President of India									
SUB TOTAL : (B) (2)	0	0	0	0	0	0	0	0	0
(3) Non-institutions									
a) Individuals									
i) Individual shareholders holding nominal share capital upto Rs. 1.00 lakh	5,77,754	54,225	6,31,979	12.538	6,87,532	52075	7,39,607	14.673	2.135
ii) Individual shareholders holding nominal share capital in excess of Rs. 1.00 lakh	7,34,306	0	7,34,306	14.568	10,77,039	0	10,77,039	21.367	6.800
(b) NBFCs registered with RBI	500	0	500	0.010	500	0	500	0.010	0.000
(c) Overseas Depositories(holding DRs) (balancing figure)	0	0	0	0	0	0	0	0	0
c) Any other (Specify)									
Hindu Undivided Family	58,912	0	58,912	1.169	73,856	0	73,856	1.465	0.296
Key Managerial Personnel	1840	0	1840	0.037	1840	0	1840	0.037	0
Foreign Companies	2,00,000	0	2,00,000	3.968	2,00,000	0	2,00,000	3.968	0
Non Resident Indians (Non Repat)	1978	0	1978	0.039	15,106	0	15,106	0.300	0.2605
Non Resident Indians (Repat)	31,541	0	31,541	0.626	10,690	0	10,690	0.212	-0.414
Body Corp-Ltd Liability Partnership	1	0	1	0.000	1	0	1	0.000	0
Clearing Member	5,226	0	5,226	0.104	0	0	0	0	-0.104
Bodies Corporate	3,05,809	0	3,05,809	6.067	2,63,641	1000	2,64,641	5.250	-0.816
SUB TOTAL : (B)(3)	19,17,867	54,225	19,72,092	39.124	23,30,205	53057	23,83,280	47.282	8.158
Total Public shareholding (B)=(B)(1) +	20,07,867	54,225	20,62,092	40.910	24,20,205	53075	24,73,280	49.067	8.158



(B)(2)+(B)(3)									
Total (A) + (B)	49,86,355	54,225	50,40,580	100.000	49,87,505	53075	50,40,580	100.000	0.000
C. Non Promoter- Non Public									
(C1) Shares Underlying DRs	0	0	0	0	0	0	0	0	0
(1) Custodian/DR Holder	0	0	0	0	0	0	0	0	0
(C2) Shares Held by Employee Trust	0	0	0	0	0	0	0	0	0
(2) Employee Benefit Trust (under SEBI(Share based Employee Benefit)Regulations, 2014)	0	0	0	0	0	0	0	0	0
Grand Total (A+B+C)	49,86,355	54,225	50,40,580	100.000	49,87,505	53075	50,40,580	100.000	0.000


(ii) Shareholding of Promoters:

Sl. No.	Shareholder's Name	Shareholding at the beginning of the year- 2023			Shareholding at the end of the year - 2024			% change in share holding during the year
		No. of shares	% of total shares of the Company	% of shares pledged / encumbered to total shares	No. of shares	% of total shares of the Company	% of shares pledged / encumbered to total shares	
1	Mr. Krishna Gopal Gupta	9,00,412	17.863	0	9,02,312	17.901	0	0.038
2	Mr. Vikram Gupta	4,23,105	8.394	0	4,23,105	8.394	0	0
3	Mr. Gaurav Gupta	4,07,966	8.094	0	4,07,966	8.094	0	0
4	Mrs. Veena Gupta	3,00,753	5.967	0	3,00,753	5.967	0	0
5	Mrs. Shefali Chawla	2,42,464	4.810	0	2,42,464	4.810	0	0
6	Krishna Gopal Gupta (HUF)	2,76,442	5.484	0	2,90,700	5.767	0	0.283
7	Krishna Murari Gupta*	3,27,207	6.492	0	0	0.00	0	-6.492
8	Usha Gupta*	84,799	1.682	0	0	0.00	0	-1.682
9	Vivek Gupta*	0	0	0	0	0	0	0
10	Aditya Gupta*	15,340	0.304	0	0	0.00	0	-0.304
	TOTAL	29,78,488	59.090	0	25,67,300	50.932	0	-8.157


* Mr. Krishna Murari Gupta, Mrs. Usha Gupta, Mr. Vivek Gupta and Mr. Aditya Gupta were reclassified from Promoter Category to Public Category vide BSE approval letter dated August 23, 2023.

(iii) Change in Promoter's Shareholding (please specify, if there is no change)


Sr. No.	Shareholder's Name	Shareholding at the beginning of the year - 2023			Cumulative Shareholding during the year - 2024			% of total shares of the Company
		No. of Shares at the beginning of the year	% of total Shares of the Company	Date	Increasing / Decreasing in shareholding	Reason	No. of shares	
1.	Mr. Krishna Gopal Gupta							
	At the beginning of the year	9,00,412	17.863	01.04.2023				
				30.03.2024	1900	Buy		
	At the end of the year			31.03.2024			9,02,312	17.901



2.	Mr. Vikram Gupta							
	At the beginning of the year	4,23,105	8.394	01.04.2023				
	At the end of the year			31.03.2024		No Change	4,23,105	8.394
3.	Mr. Gaurav Gupta							
	At the beginning of the year	4,07,966	8.094	01.04.2023				
	At the end of the year			31.03.2024		No Change	4,07,966	8.094
4.	Mr. Krishna Murari Gupta*							
	At the beginning of the year	3,27,207	6.491	01.04.2023				
	Till the date of being a Promoter			23.08.2023		No Change	3,27,207	6.491
5.	Mrs. Veena Gupta							
	At the beginning of the year	3,00,753	5.967	01.04.2023				
	At the end of the year			31.03.2024		No Change	3,00,753	5.967
6.	Krishna Gopal Gupta HUF							
	At the beginning of the year	276,442	5.484					
				05.06.2023	60	Buy	2,76,502	5.485
				06.06.2023	220	Buy	2,76,722	5.489
				07.06.2023	80	Buy	2,76,802	5.491
				09.06.2023	578	Buy	2,77,380	5.502
				14.06.2023	238	Buy	2,77,618	5.507
				16.06.2023	255	Buy	2,77,873	5.512
				19.06.2023	690	Buy	2,78,563	5.526
				20.06.2023	459	Buy	2,79,022	5.535
				21.06.2023	184	Buy	2,79,206	5.539
				22.06.2023	200	Buy	2,79,406	5.543
				23.06.2023	300	Buy	2,79,706	5.549
				26.06.2023	375	Buy	2,80,081	5.556
				27.06.2023	494	Buy	2,80,575	5.566
				28.06.2023	500	Buy	2,81,075	5.576
				30.06.2023	600	Buy	2,81,675	5.588
				14.08.2023	2657	Buy	2,84,332	5.640
				16.08.2023	330	Buy	2,84,662	5.647
				17.08.2023	550	Buy	2,85,212	5.658
				18.08.2023	526	Buy	2,85,738	5.668
				21.08.2023	10	Buy	2,85,748	5.668
				22.08.2023	1079	Buy	2,86,827	5.690



				24.08.2023	350	Buy	2,87,117	5.696
				25.08.2023	223	Buy	2,87,400	5.701
				28.08.2023	501	Buy	2,87,901	5.711
				29.08.2023	220	Buy	2,88,121	5.716
				30.08.2023	10	Buy	2,88,131	5.716
				31.08.2023	50	Buy	2,88,181	5.717
				04.09.2023	331	Buy	2,88,512	5.723
				05.09.2023	140	Buy	2,88,652	5.726
				06.09.2023	165	Buy	2,88,817	5.729
				07.09.2023	135	Buy	2,88,952	5.732
				28.09.2023	100	Buy	2,89,052	5.734
				17.11.2023	122	Buy	2,89,174	5.736
				20.11.2023	156	Buy	2,89,330	5.740
				21.11.2023	115	Buy	2,89,445	5.742
				22.11.2023	130	Buy	2,89,575	5.744
				23.11.2023	10	Buy	2,89,585	5.745
				24.11.2023	74	Buy	2,89,659	5.746
				28.11.2023	25	Buy	2,89,684	5.747
				01.12.2023	100	Buy	2,89,784	5.749
				05.12.2023	60	Buy	2,89,844	5.750
				28.12.2023	110	Buy	2,89,954	5.752
				19.02.2024	90	Buy	2,90,044	5.754
				21.02.2024	10	Buy	2,90,054	5.754
				26.02.2024	10	Buy	2,90,064	5.754
				29.02.2024	38	Buy	2,90,102	5.755
				04.03.2024	60	Buy	2,90,162	5.756
				18.03.2024	10	Buy	2,90,172	5.756
				20.03.2024	90	Buy	2,90,262	5.758
				21.03.2024	20	Buy	2,90,282	5.758
				27.03.2024	418	Buy	2,90,700	5.767
				28.03.2024	651**	Buy	2,91,351	5.780
	At the end of the year			31.03.2024			2,91,351	5.780
7.	Mrs. Shefali Chawla							
	At the beginning of the year	2,42,464	4.810	01.04.2023				
	At the end of the year			31.03.2024		No Change	2,42,464	4.810
8.	Mrs. Usha Gupta*							
	At the beginning of the year	84,799	1.682	01.04.2023				
	Till the date of being a Promoter			23.08.2023			84,799	1.682
9.	Mr. Vivek Gupta*							




	At the beginning of the year	0	0	01.04.2023				
	Till the date of being a Promoter			23.08.2023			0	0
10.	Mr. Aditya Gupta*							
	At the beginning of the year	15,340	0.304	01.04.2023				
	Till the date of being a Promoter			23.08.2023			15,340	0.304

* Mr. Krishna Murari Gupta, Mrs. Usha Gupta, Mr. Vivek Gupta and Mr. Aditya Gupta were reclassified from Promoter Category to Public Category vide BSE approval letter dated August 23, 2023.


**651 shares although purchased by Krishna Gopal Gupta HUF on March 28, 2024, the same were not included in the shareholding by the Depository.

(iv) Shareholding Pattern of top ten Shareholders (other than Directors, Promoters and Holders of GDRs and ADRs) :

Sr. No.	Shareholder's Name	Shareholding at the beginning of the year			Cumulative Shareholding during the year			
		No. of Shares at the beginning of the year	% of total Shares of the Company	Date	Increasing / Decreasing in shareholding	Reason	No. of shares	% of total shares of the Company
1.	Krishna Murai Gupta							
	At the beginning of the year	3,27,207	6.491	01.04.2023				
	At the end of the year			31.03.2024		No Change	3,27,207	6.491
2.	Brijendra Kumar Gupta							
	At the beginning of the year	2,44,950	4.859	01.04.2023				
	At the end of the year			31.03.2024		No Change	2,44,950	4.859
3.	SOMO Vision Co. Ltd.							
	At the beginning of the year	2,00,000	3.968	01.04.2023				
	At the end of the year			31.03.2024		No Change	2,00,000	3.968
4.	Usha Gupta							
	At the beginning of the year	84,799	1.682	01.04.2023				
	At the end of the year			31.03.2024		No Change	84,799	1.682
5.	Dhwaja Commodity Services Private Limited							
	At the beginning of the year	72,306	1.434	01.04.2023				
	At the end of the year			31.03.2024		No Change	72,306	1.434




6.	Lalit Kumar Gupta							
	At the beginning of the year	70,500	1.398	01.04.2023				
	At the end of the year			31.03.2024		No Change	70,500	1.398
7.	Jyotivardhan Jaipuria							
	At the beginning of the year	66,667	1.322	01.04.2023				
	At the end of the year			31.03.2024		No Change	66,667	1.322
8.	Polus Global Fund	90,000	1.785	01.04.2023				
				30.03.2024	25,000	Sell		
	At the end of the year			31.03.2024			65,000	1.289
9.	Tanvi Jignesh Mehta	0	0	01.04.2023				
				22.03.2024	34676	Buy	34676	0.687
				29.03.2024	11515	Buy	46191	0.916
	At the end of the year			31.03.2024			46191	0.916
10.	Phani Kishore Talluri	26,000	0.515	01.04.2023				
				19.05.2023	1341	Buy	27341	0.542
				09.06.2023	10000	Buy	37341	0.740
				05.01.2024	2000	Buy	39341	0.780
				30.03.2024	3500	Buy	42841	0.849
	At the end of the year			31.03.2024			42841	0.849
11.	Raviraj Developers Ltd							
	At the beginning of the year	76,592	1.519	01.04.2023				
				19.05.2023	500	Sell	76092	1.509
				26.05.2023	2	Sell	76090	1.509
				21.07.2023	4782	Sell	71308	1.414
				28.07.2023	2000	Sell	69308	1.375
				04.08.2023	1694	Sell	67614	1.341
				18.08.2023	1452	Sell	66162	1.312
				25.08.2023	2108	Sell	64054	1.270
				01.09.2023	2898	Sell	61156	1.213
				15.09.2023	1587	Sell	59569	1.181
				22.09.2023	1002	Sell	58567	1.161
				29.09.2023	1000	Sell	57567	1.142
				06.10.2023	1000	Sell	56567	1.122
				13.10.2023	1000	Sell	55567	1.102
				27.10.2023	10266	Sell	45301	0.898
				24.11.2023	61	Sell	45240	0.897



				12.01.2024	4548	Sell	40692	0.807
				09.02.2024	500	Buy	41192	0.817
				02.02.2024	2182	Sell	39010	0.773
				01.03.2024	1600	Sell	37410	0.742
				15.03.2024	3100	Buy	40510	0.803
				22.03.2024	500	Buy	41010	0.813
	At the end of the year			31.03.2024			41010	0.813
12.	Sanjiv Kumar Gupta							
	At the beginning of the year	70,130	1.391	01.04.2023				
				14.04.2023	43562	Sell	26568	0.527
				21.04.2023	1569	Sell	24999	0.496
				28.04.2023	9687	Sell	15312	0.303
				05.05.2023	5974	Sell	9338	0.185
				12.05.2023	2502	Sell	6836	0.135
				19.05.2023	6836	Sell	0	0
	At the end of the year			31.03.2024			0	0

v) Shareholding of Directors and Key Managerial Personnel :

Sr. No.	For each of the Directors and KMP	Shareholding at the beginning of the year			Cumulative Shareholding during the year			
		No. of Shares at the beginning of the year	% of total Shares of the Company	Date	Increasing / Decreasing in shareholding	Reason	No. of shares	% of total shares of the Company
1	Mr. Krishna Gopal Gupta							
	At the beginning of the year	9,00,412	17.863	01.04.2023	--	--	--	--
				30.03.2024	1900	Buy	9,02,312	17.901
	At the end of the year	--	--	31.03.2024			9,02,312	17.901
2	Mr. Vikram Gupta							
	At the beginning of the year	4,23,105	8.394	01.04.2023	--	--	--	--
	At the end of the year	--	--	31.03.2024		No Change	4,23,105	8.394
3	Mr. Anil Palekar***	--	--	--	--	--	--	--
4	Mr. Purushottam S. Mantri*	--	--	--	--	--	--	--
5	Mrs. Shashi K. Katreddi	--	--	--	--	--	--	--
6	Mr. Subhash Redkar**	--	--	--	--	--	--	--
7	Mrs. Sandhya Ajit Kamat****	--	--	--	--	--	--	--
8	Mr. Gurudas Sawant, CFO							
	At the beginning of the year	1840	0.037	01.04.2023				
	At the end of the year	--	--	31.03.2024		No Change	1,840	0.037



9	Ms. Pooja Bicholkar, Company Secretary	--	--	--	--	--	--	--
---	---	----	----	----	----	----	----	----

*appointed as a Director of the Company w.e.f. June 20, 2023.

** ceased to be a Director of the Company w.e.f. March 16, 2024.

*** ceased to be a Director of the Company w.e.f. May 22, 2024, due to retirement.

**** appointed as a Director of the Company w.e.f. May 22, 2024.

V. INDEBTEDNESS:

Indebtedness of the Company including interest outstanding/accrued but not due for payment

				Rs. in lakhs
Particulars	Secured Loans excluding deposits	Unsecured Loans	Deposits	Total indebtedness
Indebtedness at the beginning of the year				
i) Principal Amount	1111.84	--	--	1111.84
ii) Interest due but not paid	10.56	--	--	10.56
iii) Interest accrued but not due	--	--	--	--
Total (i+ii+iii)	1122.40	--	--	1122.40
Change in Indebtedness during the financial year				
* Addition	--	--	--	--
* Reduction	14.47	--	--	14.47
Net Change	14.47	--	--	14.47
Indebtedness at the end of the year				
i) Principal Amount	1097.92	--	--	1097.92
ii) Interest due but not paid	10.01	--	--	10.01
iii) Interest accrued but not due	--	--	--	--
Total (i+ii+iii)	1107.93	--	--	1107.93

VI. REMUNERATION OF DIRECTORS AND KEY MANAGERIAL PERSONNEL :

A. Remuneration to Managing Director, Whole-time Directors and/or Manager:

				Rs. in lakhs
Sl. No.	Particulars of Remuneration	Name of MD/WTM/Manager		Total Amount
		Mr. K. G. Gupta, Managing Director	Mr. Subhash Redkar Director	
1	Gross Salary			
	(a) Salary as per provisions contained in Section 17(1) of the Income- Tax Act, 1961	36.00	6.39	42.39
	(b) Value of perquisites u/s 17(2) Income-tax Act, 1961	7.05	9.56	16.61
	(c) Profits in lieu of salary under Section 17(3) Income -tax Act, 1961	--	--	--
2	Stock Option	--	--	--
3	Sweat Equity	--	--	--
4	Commission - as % of profit - others, specify	--	--	--
5	Others, please specify (Post Employment Benefits)	4.32	0.97	5.29
	Total (A)	47.37	16.92	64.29
	Ceiling as per the Act	5% of the net profits of the Company		




B. Remuneration to other Directors:

					Rs. in lakhs
Sl. No.	Particulars of Remuneration	Name of Directors			Total Amount
		Mr. Anil Palekar	Mr. Purushottam S. Mantri	Mrs. Shashi K. Katreddi	
1	Independent Directors * Fee for attending board/committee meetings * Commission * Others, please specify	1.30 -- --	1.20 -- --	1.10 -- --	3.60 -- --
	Total (1)	1.30	1.20	1.10	3.60
Sl. No.	Particulars of Remuneration	Name of Directors		Total Amount	
		Mr. Vikram Gupta			
2	Other Non - Executive Directors * Fee for attending board/committee meetings * Commission * Others, please specify	0.30 -- --		0.30 -- --	
	Total (2)	0.30		0.30	
	Total (B)= (1+2)			3.90	
	Total Managerial Remuneration (A+B)			68.19	
	Over all Ceiling as per the Act			11% of the net profits of the Company	

C. Remuneration to Key Managerial Personnel other than MD/Manager/WTD:

Rs. in lakhs				
Sl. No.	Particulars of Remuneration	Key Managerial Personnel		Total
		Mr. Gurudas Sawant, CFO	Ms. Pooja Bicholkar, Company Secretary	
1	Gross Salary (a) Salary as per provisions contained in Section 17(1) of the Income- Tax Act, 1961 (b) Value of perquisites u/s 17(2) Income-tax Act, 1961 (c) Profits in lieu of salary under Section 17(3) Income-tax Act, 1961	12.23	8.13	20.36
2	Stock Option	--	--	--
3	Sweat Equity	--	--	--
4	Commission - as % of profit - others, specify	-- --	-- --	-- --
5	Others, please specify (Post Employment Benefits)	0.88	0.57	1.45
	Total	13.11	8.70	21.81



VII. PENALTIES / PUNISHMENT / COMPOUNDING OF OFFENCES:

Type	Section of the Companies Act	Brief Description	Details of Penalty / Punishment / Compounding fees imposed	Authority [RD/NCLT/ Court]	Appeal made, if any (give details)
A. COMPANY					
Penalty Punishment Compounding		 NIL		
B. DIRECTORS					
Penalty Punishment Compounding		 NIL		
C. OTHER OFFICERS IN DEFAULT					
Penalty Punishment Compounding		 NIL		

Date: May 30, 2024
Place: Goa

K. G. Gupta
Managing Director
DIN: 00051863

